

Standard Construction and Materials

FRAME: .081" thick (nominal) extruded aluminum, 6063-T52/T6 alloy. Frame also available in .125" thickness (nominal).

BLADE: .081" thick (nominal) extruded aluminum, 6063-T52/T6 alloy. Blades approximately 4" on centers.

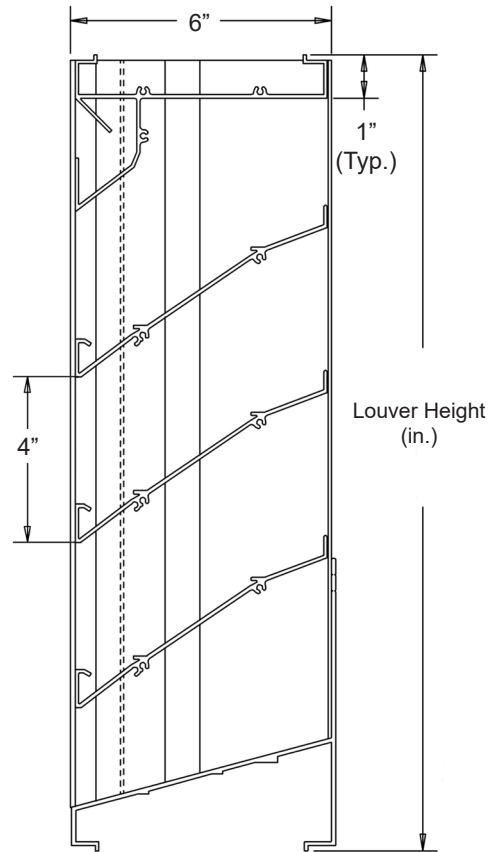
LOUVER FACE: Full width sill, with blades and head contained in jambs.

SCREEN: (When indicated.)
 1/2" flattened aluminum (.051" thick),

-or- 1/2" sq. mesh, intermediate double-crimped aluminum wire, .063" dia.,

-or- 18/16 mesh, .011" dia. aluminum wire, insect screen.

FINISH: Mill



Not to scale.

Options

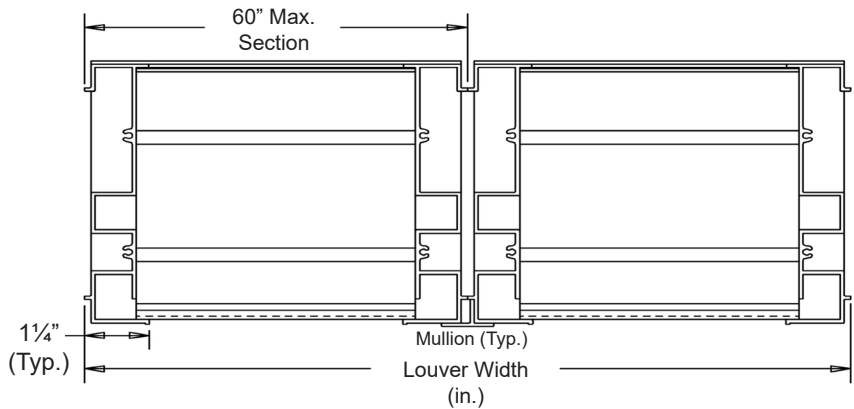
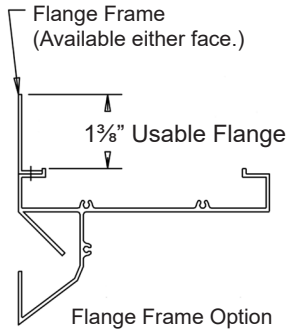
Finish - Baked Enamel, Kynar, Anodize

Notes

1. Nominal deductions shall be made to the opening size given.
2. Approximate shipping weight is 4.0 lbs./sq.ft.

Louver Sizes

| | |
|-------------|------------------|
| Min Panel | Max Single Panel |
| 12"W x 12"H | 60"W x 96"H |



| | | | | | | | | | | |
|---------------|-----|--------------|--------|-------------|--------|---------|---------|----------|--|---|
| | | | | | | | | | |  |
| Item # | Qty | Width | Height | Width | Height | Mullion | Type | Location | | |
| | | Opening Size | | Louver Size | | | Screens | | | Union Made |
| Arch. / Eng.: | | | | | | EDR: | | ECN: | | Job: |
| Contractor: | | | | | | | | | | |
| Project: | | | | | | Date: | | DWN: | | DWG: |

In the interest of product development, Cesco Products reserves the right to make changes without notice.

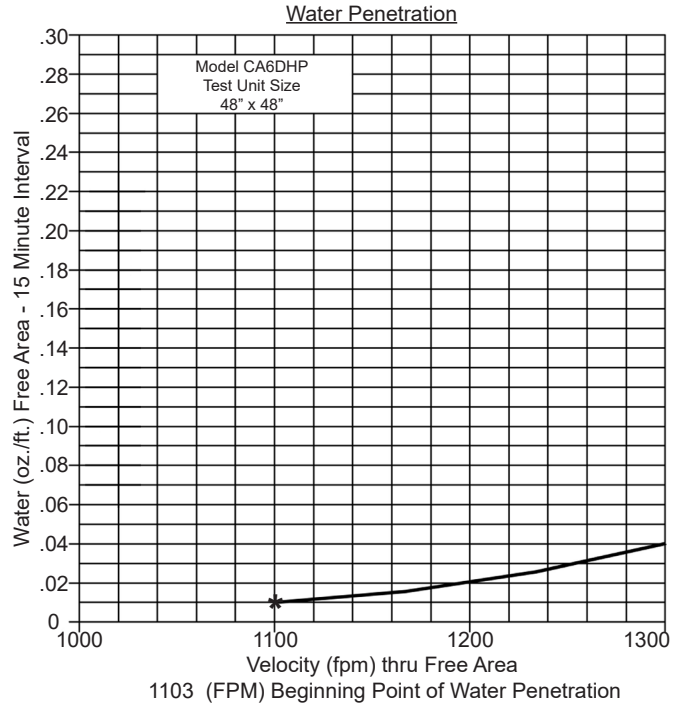
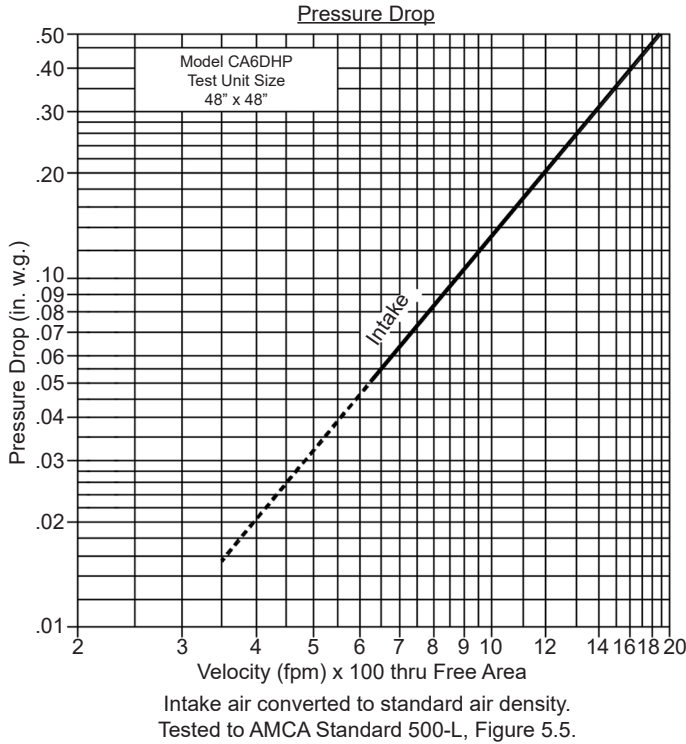


450 Riverside Dr • Wyalusing PA, 18853
 Phone: 570-746-1888 • Fax: 570-746-9286
 www.cescoproducts.com

Performance Data

Pressure Drop: .13 in. w.g. at 1000 fpm (intake)
 Free Area: 10.06 sq.ft. = 63% for 48"W x 48"H sample tested in accordance with AMCA Standard 500-L.
 Beginning Point of Water Penetration: 1103 fpm

Ratings do not include effects of a screen.



Free Area (sq.ft.)

| | | Width (in.) | | | | | | | | |
|--------------|-----|-------------|------|-------|-------|-------|-------|-------|-------|-------|
| | | 12" | 18" | 24" | 30" | 36" | 42" | 48" | 54" | 60" |
| Height (in.) | 12" | .29 | .47 | .66 | .84 | 1.03 | 1.21 | 1.39 | 1.58 | 1.76 |
| | 24" | .90 | 1.47 | 2.04 | 2.60 | 3.17 | 3.74 | 4.31 | 4.88 | 5.45 |
| | 36" | 1.51 | 2.46 | 3.41 | 4.37 | 5.32 | 6.27 | 7.23 | 8.18 | 9.13 |
| | 48" | 2.10 | 3.43 | 4.76 | 6.09 | 7.42 | 8.75 | 10.06 | 11.41 | 12.73 |
| | 60" | 2.68 | 4.38 | 6.07 | 7.76 | 9.46 | 11.15 | 12.84 | 14.54 | 16.23 |
| | 72" | 3.29 | 5.37 | 7.45 | 9.52 | 11.60 | 13.68 | 15.76 | 17.84 | 19.92 |
| | 84" | 3.90 | 6.36 | 8.82 | 11.29 | 13.75 | 16.21 | 18.67 | 21.14 | 23.60 |
| | 96" | 4.51 | 7.35 | 10.20 | 13.05 | 15.90 | 18.74 | 21.59 | 24.44 | 27.28 |



Cesco Products certifies that the Model CA6DHP shown herein is licensed to bear the AMCA Seal. The ratings shown are based on tests and procedures performed in accordance with AMCA Publication 511 and comply with the requirements of the AMCA Certified Ratings Program. The AMCA Certified Ratings Seal applies to Air Performance and Water Penetration ratings only.